



RECEIVERS



RECEIVERS

Why Use a Receiver?	3
Models	5
Common Features Through the Whole Range	7
Key Features on HL Products	9
Specific Features Dedicated to Spectra Precision Rotating Lasers	13
Comparison Chart	14

Your Rotating Laser Deserves a Spectra Precision Laser Receiver

For more than 50 years, Spectra Precision has been creating and manufacturing lasers for use in construction.

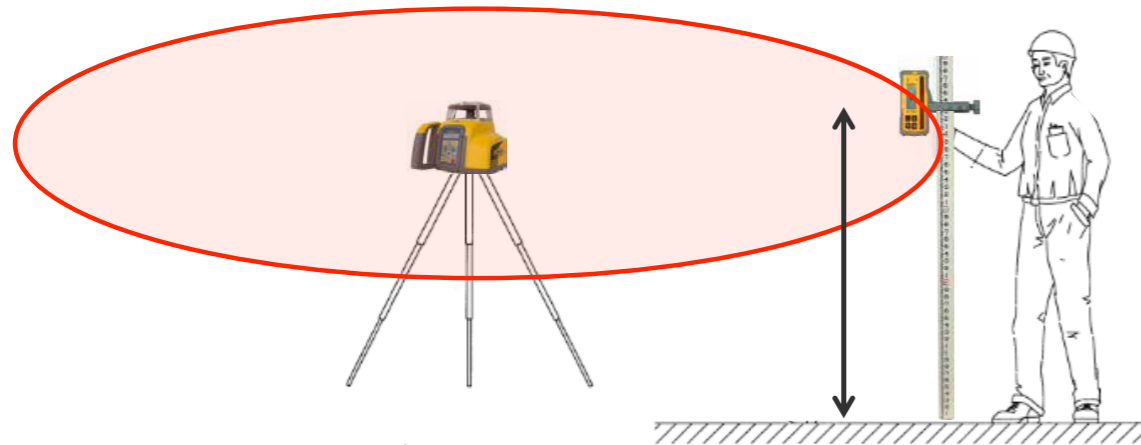
Continual improvement combined with years of innovation and a deep understanding of what is required on the job site has led to the evolution of the best range of laser receivers around - they are often copied but never imitated.

This unique range of laser receivers can be used to maximize the performance of any laser level - red, green or infra-red.

Choosing a Spectra Precision receiver is definitely the right choice to get better results and deliver greater productivity.

WHY USE A RECEIVER?

Laser levels produce a plane of light that is used as a fixed reference. The reference is used over distance to calculate differences in horizontal elevation, or for grade control or for vertical alignment. The receiver detects the laser beam and provides indication when it is in an on-grade position.



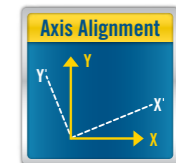
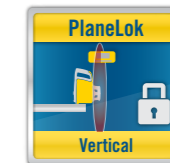
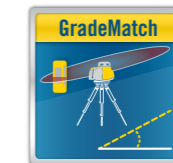
Laser receivers are used to level forms, concrete and dirt.



In addition to these basic functions some receivers, when combined with Spectra Precision lasers that offer advanced functionality, can provide even more productivity:

- Grade Matching
- PlaneLok
- Axis Alignment

The models with built-in radio can be paired together so the second unit can be used as a remote display. This is very useful for machine operators to see exactly the same display as the rod man. No need for hand gestures or guessing.



MODELS

HR320

The entry-level model for exterior leveling and alignment applications



HL450

Affordable digital readout receiver with great performance



HL700

Highly accurate and versatile. A workhorse for any laser



HL760

Highly versatile receiver for basic and advanced leveling and aligning



Working with green lasers?
No issue, use either HL760U or HR150U



COMMON FEATURES THROUGH THE WHOLE RANGE

Accurate

All our models have different settings to suit your jobsite tolerances. The units of measure can be displayed in millimeters, centimeters, feet & inches and fractional inches.

Reception Length

The longer the reception zone, the quicker you can acquire the laser beam allowing you to get your work done faster. When used in vertical, a longer pick up zone allows more control when doing tilt-up or curtain walling.

Easy

The laser receivers all include a display on the front and back for easy visual indication of detector status and grade information. The display shows proportional arrows to help you find the on-grade position rapidly.

An adjustable audible tone indicates high, low and level. All basic functions are a single press away.

Set your accuracy and loudness levels and get to work.

Rugged

Our laser receivers are the toughest on the planet!

Designed to withstand a direct drop up to 10 feet* (3 meters) onto concrete meaning less downtime due to damage and service requirements. In addition, the IP67 waterproof housing protects the unit from the harsh environment it is used in. Drop it in a puddle or get concrete on it, just wash it off with a hose.

It is that good we back it up with an over-the-counter exchange policy for all warranty claims within the defined warranty period giving you peace of mind.

* Based upon models

Operating Time

Equipped with 2 AA batteries, all the models deliver long operating time to keep you working on the jobsite.

Accessories

Our clamps are designed to mount the receiver on any grade rods or even various sizes of wooden staffs. All our clamps are covered by the same warranty as the laser receiver.



KEY FEATURES ON HL PRODUCTS

On all Models



Digital Read-out

With the digital readout models which have the prefix HL, you do not even need to get the receiver to the on-grade position because it displays how far from on-grade you are - allowing you to work faster and more accurately. You can quickly estimate how much material you need to cut or fill.



Anti-strobe Sensor

The patented anti-strobe filter eliminates false readings from LED lights that are commonly found on the job site such as vehicle hazard warning strobe lights.



Longer Operating Time

Forget to turn the receiver off when you have finished working? No problem. The automatic shut-off will take care of switching the unit off after a period of inactivity.



On HL700/760 Models

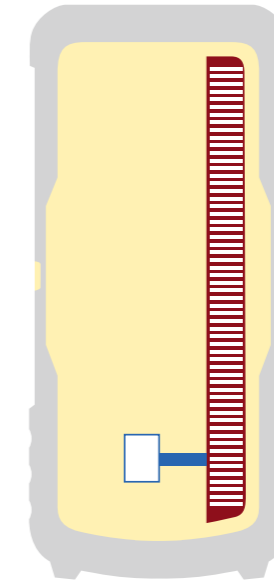
Unique Technology

Our patented “Light Bar” technology has the following advantages:

- Longer reception length
- More granularity on the reception length
- Simplified design with more durable components rather than many fragile soldered components

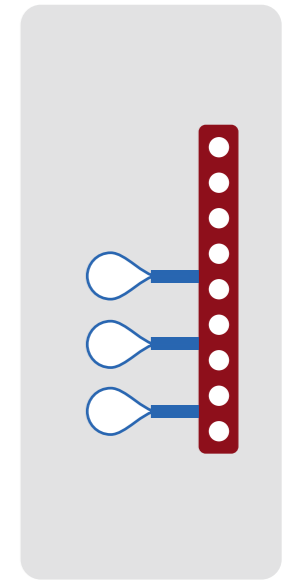
As a result, it delivers:

- Performance not affected by the beam diameter
- Consistent accuracy over the whole operating range. Other forms of laser detection do not provide the consistency of the accuracy over distance meaning they are adding more error to the readout
- Unbeatable robustness enabling you to work in harshest conditions



“Light Bar” Technology

With “light bar” technology, laser detection resolution is nearly infinite allowing greater accuracy and consistency. Fewer electronic components and connections are used. So “light bar” based products result in a more robust product, which is why we offer 5 foot and 10 foot drop specifications.



Non “Light Bar” Technology

Most receivers use an array of light detection cells with a very large number of fragile solder joints that result in laser detection errors and compromised reliability not well suited for the construction environment.

KEY FEATURES ON HL PRODUCTS

On HL700/760 Models

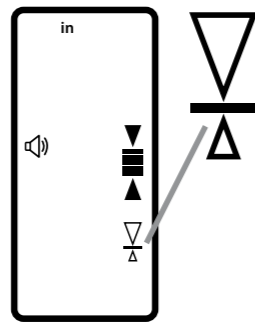
Unique Accessories

The C70 clamp, with patented design, grips firmly to round, oval, square or rectangular rods. The clamp can be mounted onto the receiver in the “standard” position - meaning the top of the clamp aligns to the on-grade position of the receiver. The clamp position is automatically detected by the laser receiver.



Offset on-grade Clamp Position

Alternatively the clamp can be mounted to the receiver in the off-set position which is automatically detected by the receiver. The offset clamp position moves the on-grade location to allow more grade information to be displayed above grade. This is useful in applications where going below grade is not required, i.e. driving stakes down to grade.



Unique Functions

Capture



The CAPTURE function can take grade readings remotely in situations in which the receiver is out-of-reach. For example, when in a deep trench, you can press the capture button, the receiver will “capture” and save the reading.

Out of Beam Indication

The display indicates which way to move the receiver to find the laser.

Unique Display

The extra large LCD displays on both front and back are easy to read. They display elevation, settings and status. The 21 position arrow display provides quick intuitive graphical reference. Some models also provide super bright LED indications which, along with the beeper, can be recognized from a distance.



SPECIFIC FEATURES DEDICATED TO SPECTRA PRECISION ROTATING LASERS



RADIO Function

Choose a model with radio built-in and you will be able to control your rotating laser to enable advanced features such as GradeMatch, Axis Alignment, PlaneLok and Automatic Vertical Alignment.



FINGERPRINT Function

Be even more secure with the unique FINGERPRINT function (only available on HL760 when paired with a Spectra Precision laser that has this function). Once paired, the receiver will reject laser strikes from other lasers on the jobsite that it is not paired with. Thus it eliminates the errors caused by picking the wrong laser beam.

Please note these 2 functions are only available on some Spectra Precision rotating lasers.



Comparison Table

	HR320	HL450	HL700	HL760
	2	3	6	6
	500 ft / 150 m	650 ft / 200 m	1500 ft / 460 m	1500 ft / 460 m
	5 ft / 1.5 m	5 ft / 1.5 m	10 ft / 3 m	10 ft / 3 m
	2	2	3	3
	2 in / 5 cm	4 in / 10.2 cm	5 in / 12.7 cm	5 in / 12.7 cm



www.spectralasers.com

Specifications subject to change without notice

©2017, Trimble Inc. All rights reserved. Trimble, the Globe & Triangle logo and Spectra Precision are trademarks of Trimble Inc., registered in the United States Patent and Trademark office and in other countries. All other trademarks are the property of their respective owners. PN 022507-471 (06/2017)